


Haman's pockets

- Make play models of Haman's pockets using flour, salt and water.




Tip two mugs of flour and one mug of salt into a large mixing bowl.




Carefully pour in one mug of water and mix together with a wooden spoon.



Knead the mixture into a soft dough.



Roll out the dough and cut into triangles.



Bake for one hour in a pre-heated oven (130°C / 250°F / Gas Mark ½).



Cool on a wire rack. Paint Haman's pockets and use for role play.

