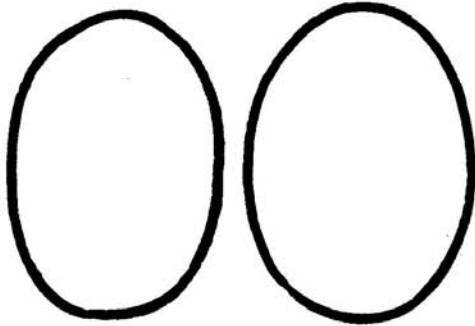


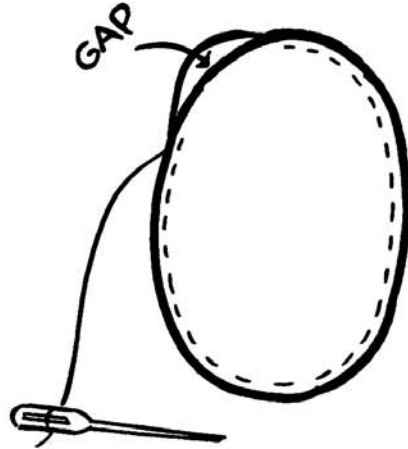
Use non-fraying fabric such as felt to make a soft toy.  
Think of a name for your special toy.

1



Cut two identical fabric shapes.

2




Sew or glue the shapes together. Leave a gap.

3




Fill with soft stuffing.

4




Sew or glue the gap.

5



Stick fun, fabric features on to the toy with glue.

6



Use Velcro to attach 'floppy' limbs, ears or a tail.